

# Uniture Memory Booster

Uniture Software Corp.

[www.unituresoft.com](http://www.unituresoft.com)

---

## Pages Order

Introduction.....Pages 3-4

Purchase Uniture Memory Booster.....Pages 5

Use Uniture Memory Booster.....Pages 6-19

About Uniture Software.....Pages 20

FAQs.....Pages 21-22

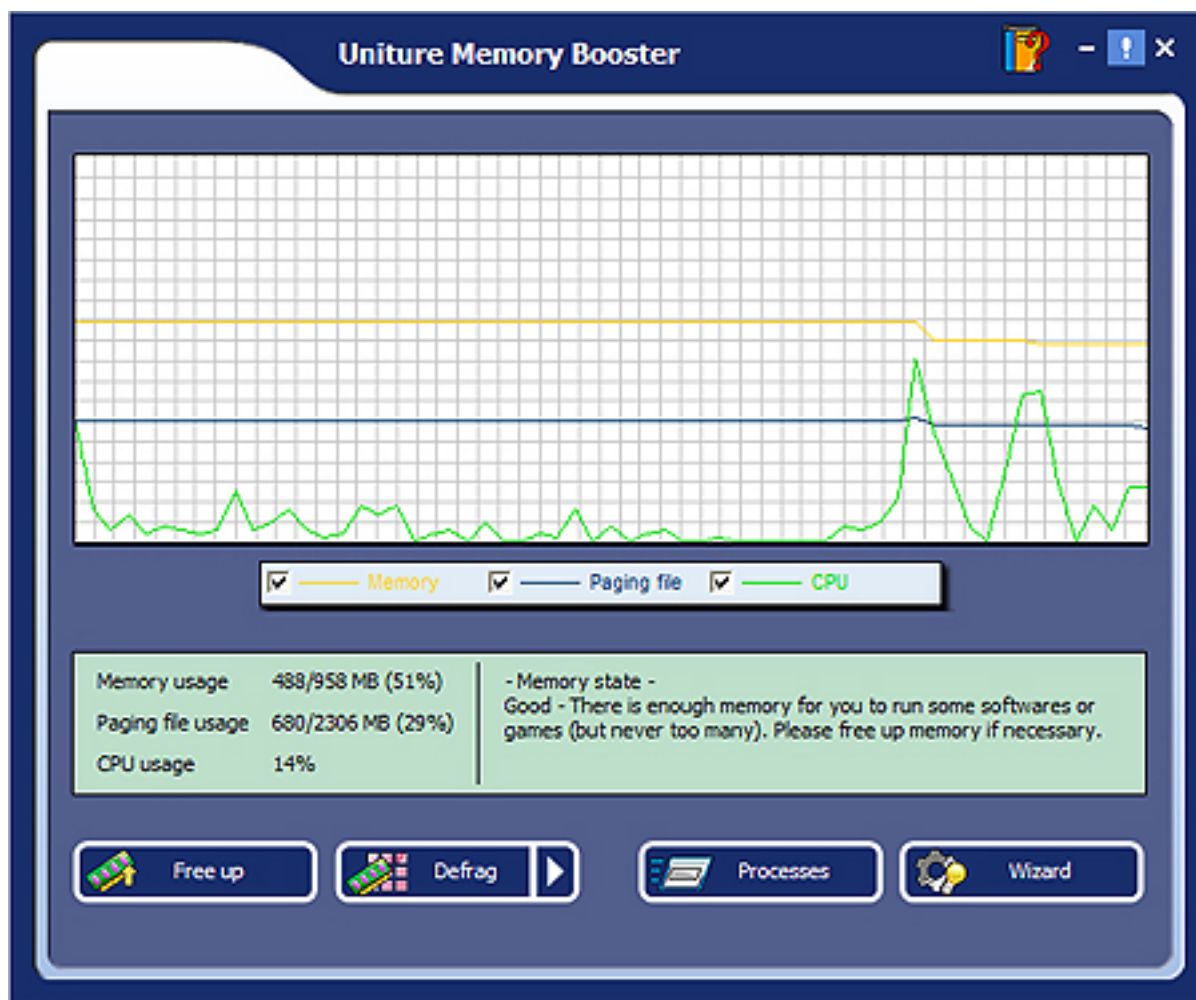
[www.unituresoft.com](http://www.unituresoft.com)

---

## Introduction

**Uniture Memory Booster** is a professional memory booster used for computer maintenance. For having powerful functions, **Uniture Memory Booster** can free up wasted RAM automatically and compresses system memory to make processes run faster with greater stability. It is feature-rich yet easy to use software. Clicking a wizard button can help users set parameters in turn. If it still bother you, just click recommended button to leave it as default.

It is such a tool designed for both new users and advanced users.



## Advantages of using Uniture Memory Booster

- Free memory automatically
- Free memory to improve system response time
- Defrag unneeded parameters in the background
- Monitor system and automatically optimize it when needed without interrupting your work
- Display current using memory in real time
- Display current page file usage in real time
- Show space of occupied paging file
- Adjust priority of CPU allocation automatically
- Optimize NTFS performance
- Specify desired memory parameters to free up memory or defrag memory
- Learn user's habit constantly
- Analyze and recognize the frequently used applications
- Stop processes and programs or reclaim memory occupied by listed processes

[www.unituresoft.com](http://www.unituresoft.com)

---

## Purchase Uniture Memory Booster

### Free Version Limitations:

Time Limitation: Maximum 14 free trials within 7 days.

Service Limitation: Neither customer service, nor upgrade for full version.

### Registration Benefits:

Full functions

Users can enjoy full functions of Uniture Memory Booster, fun in unlimited memory monitoring.

Free updates

Free online updates.

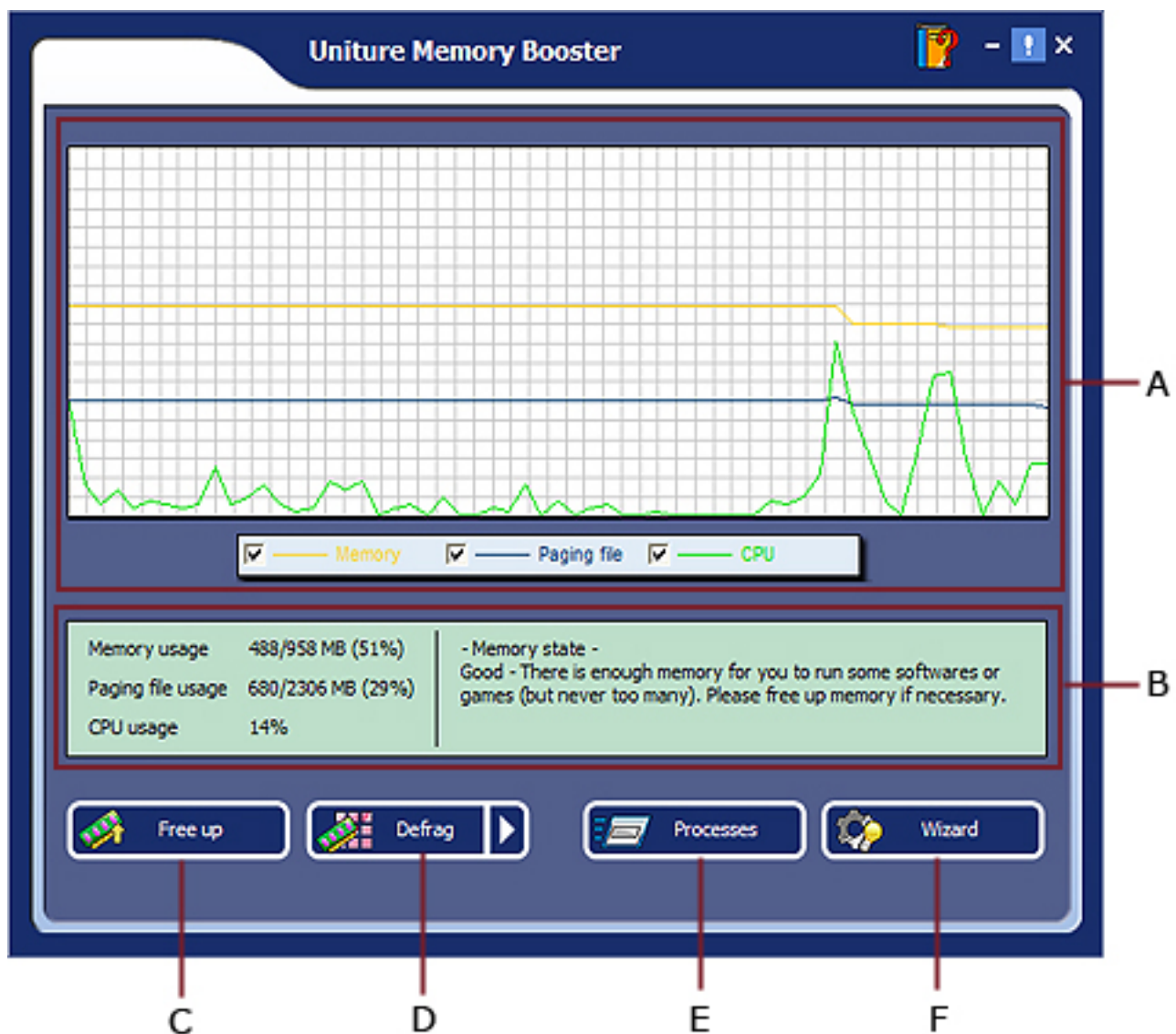
Free technical support

We are pleased to offer our care to meet your needs. We promise our customers, any customer questions will be replied within 1 business day!

Product	Version	Price per unit	Order
Uniture Memory Booster	6.1.0.5138	\$14.99	<a href="#">Buy Now</a>

## Overview

Learn the information about Uniture Memory Booster before you start using it.



A: Status window: Indicates the physical memory status.

B: Describe window: Make a description by words, to talk about the memory status.

C: Free up: Free up memory automatically by clicking the button.

D: Defrag: Compress memory by clicking the button.

E: Processes: Reclaim fixed process memory or stop process.

F: Wizard: Set parameters to operate Uniture Memory Booster

1: General tab: Set parameters to free memory or compress memory.

2: Advanced tab: Set parameters to run smart analyzer and tune up CPU.

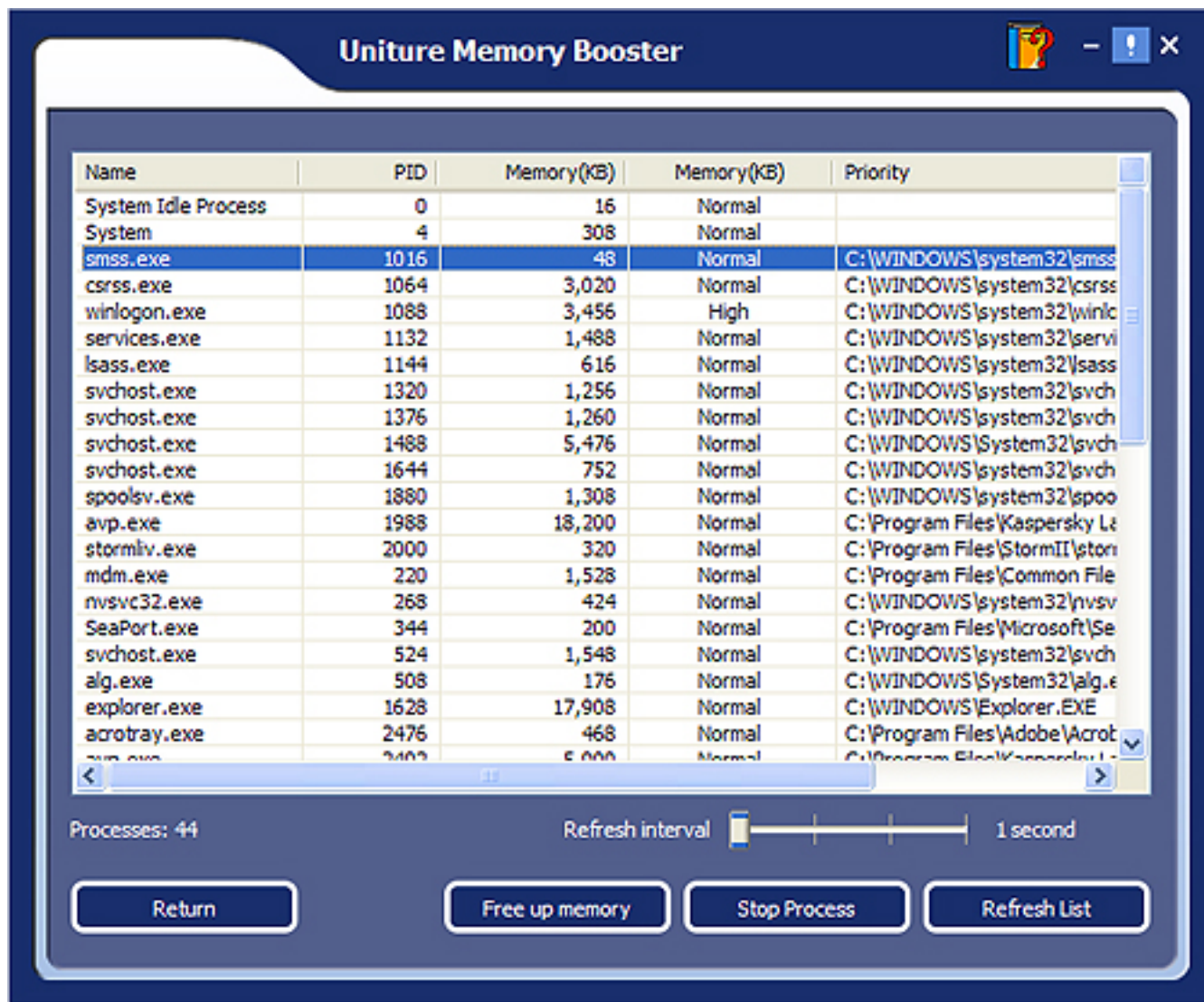
3: System tab: Set settings such as visual effect and processor time to optimize system performance.

4: Settings tab: Set configurations of Uniture Memory Booster.

[www.unituresoft.com](http://www.unituresoft.com)

---

## Processes Window



The "Processes" window presents you all running processes on your PC, whether they are in the background or foreground. It shows the PID, the exact memory usage for each program, the memory state and priority.

**Free up memory:** Users can select a process in the list first, then release memory by clicking "Free up memory" button or right clicking a process in the list and selecting free up memory.

**Stop Process:** Users can select a process in the list first, and then terminate a process

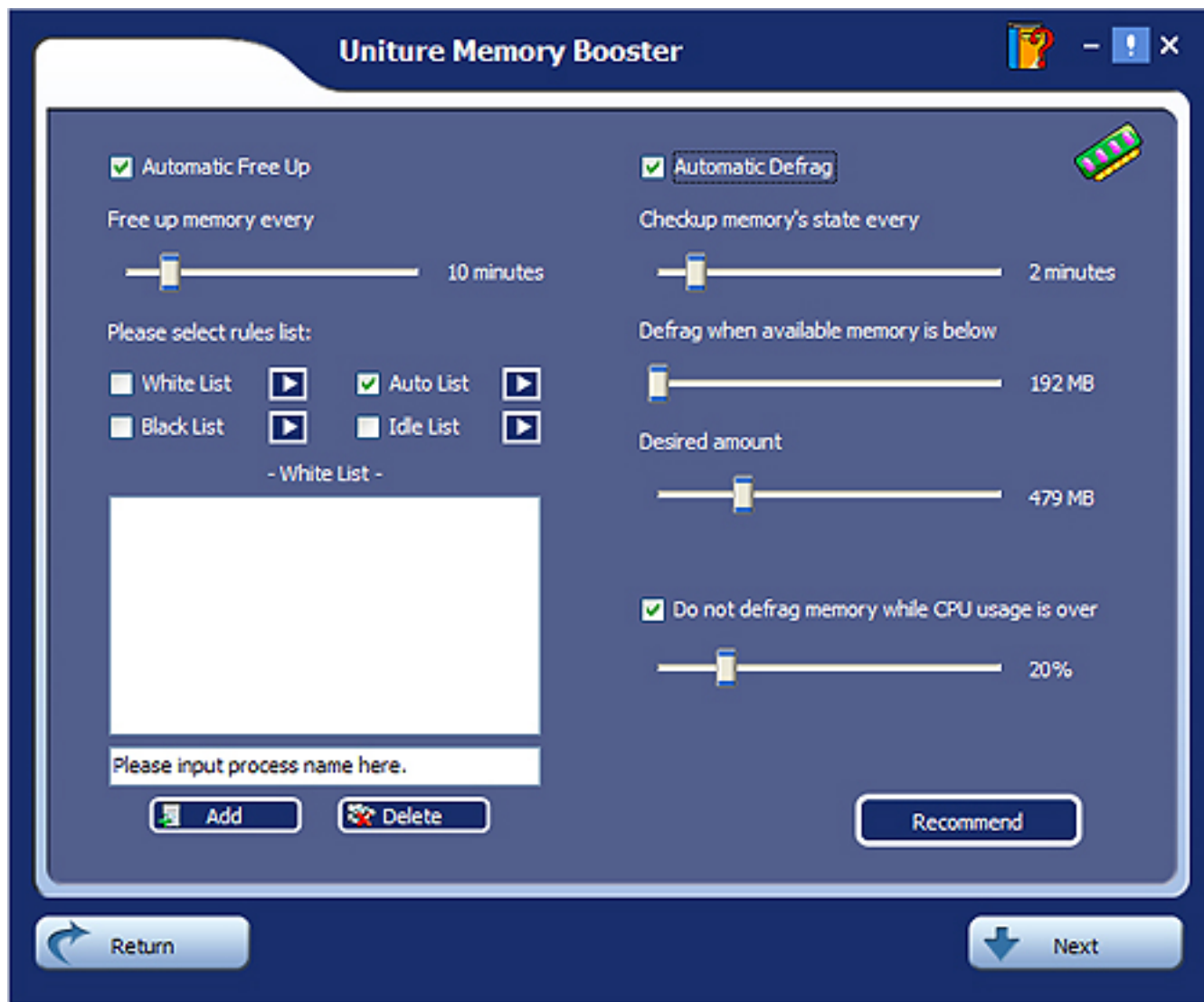
by clicking "Stop Process" button or right clicking a process and selecting stop process.

**Refresh List:** Users can refresh the list by clicking the button "Refresh List", this can make new installed program showed in the list.

[www.unituresoft.com](http://www.unituresoft.com)

---

## How to free up memory



Users can free up memory in minutes. And the operation of free up memory can be showed in the left part of the windows. Uniture Memory Booster will help you to free memory automatically:

1. Users can just click the "Free Up" button on overview window to free memory quickly.
2. Users can tick the "Automatic Free Up" checkbox on general window and set the following relative parameters:

**Free up memory every:** Users can set the time interval by moving the glide bar, ten minutes recommend.

**Rule lists:** Users can select one or two list ("**White List**", "**Auto list**", "**Black List**", "**Idle list**") as reference rule:

**White list:** The processes listed in white list will be permitted to use physical memory unlimitedly. When you free up memory automatically, the memory used by these processes in white list will not be freed while memory used by the processes unlisted in White list will be freed. Just add frequently used processes in White list.

**Auto list:** Auto list can be considered as an intelligent White List, however, it is not edited manually by user, but generated and maintained by the process automatically. The unique intelligent learn module of Uniture Memory Booster will learn user's habit constantly, analyze and recognize the applications used by user, then add these frequently used applications into Smart List automatically.

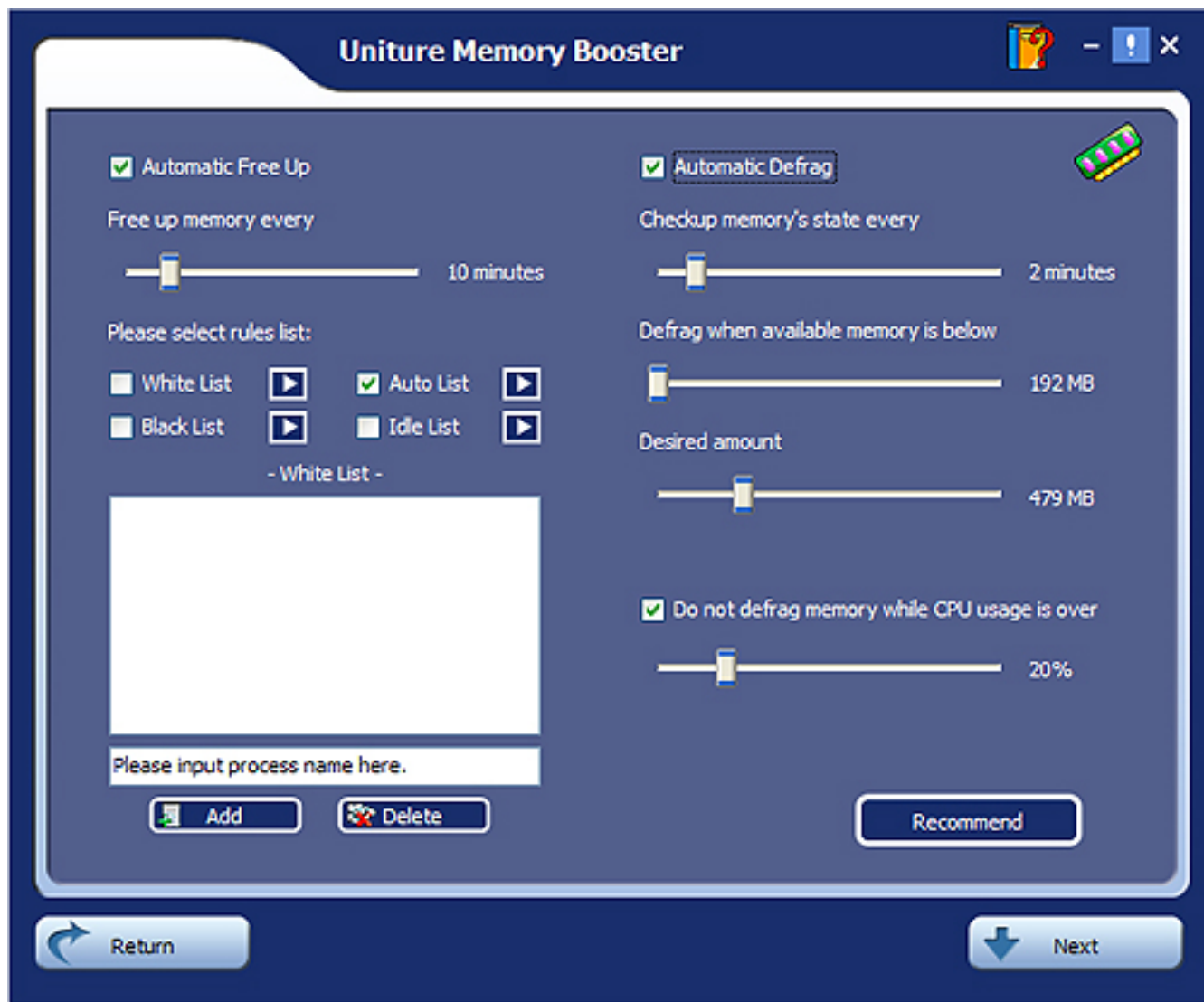
**Black list:** The memory used by processes listed in black list will be released directly when you perform "Free up memory" operation.

**Idle list:** Idle List can be considered as a dynamic Black List. If the usage of a process is "0", the process will be added into Idle List automatically. The memory used by processes listed in Idle list will be released. Data in Idle List is dynamic and does not need editing.

[www.unituresoft.com](http://www.unituresoft.com)

---

## How to defrag memory



Users can defrag memory in minutes. However, defrag memory can only be performed when a great deal of free memory space needed. Never perform the operation frequently. And the operation of defragmenting memory will show in the right part of the windows.

Users can compress memory manually or automatically:

1. Users can just click the "Defrag" button on overview window to compress memory quickly.

2. Users can tick the "Automatic Defrag" checkbox on general window and set the following relative parameters:

**Check up memory's state every:** Users can specify time interval by moving the glide bar, 2 minutes recommend.

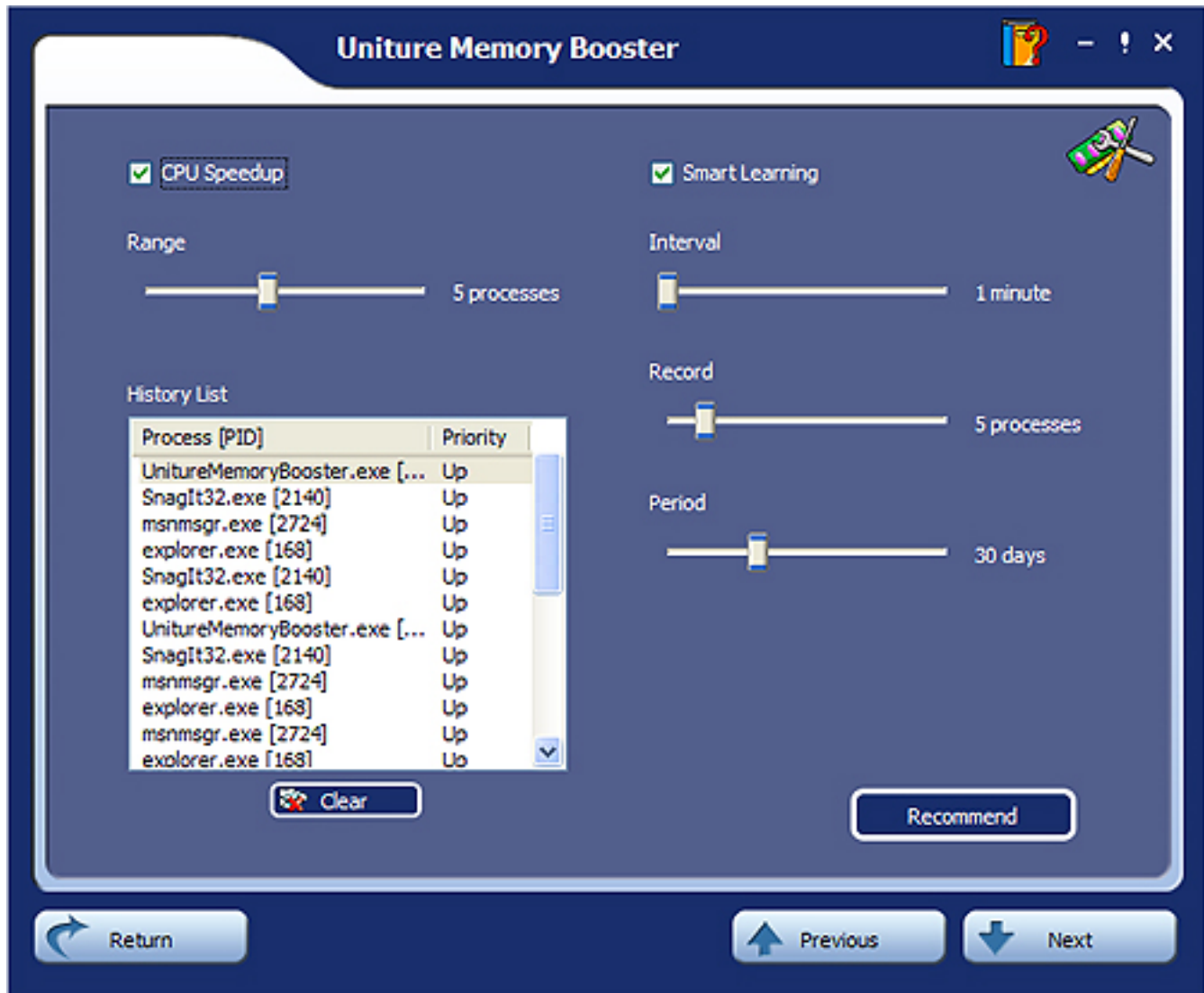
**Defrag when available memory is below:** Users can specify alarm value on the bar. Uniture Memory Booster will compress memory if available memory falls below specified value, and 192MB recommend.

**Desired amount:** Users can specify desired amount of memory by moving the glide bar, the recommend size is 479MB

**Do not defrag memory while CPU usage is over:** Users can specify a percentage after ticking the box to enable CPU protection when CPU usage exceeds specified value.

[www.unituresoft.com](http://www.unituresoft.com)

---



## CPU Speedup

Uniture Memory Booster can continually monitor CPU usage in real time and adjust priority of CPU allocation automatically.

Those can make applications run effectively. It has an easy-in-use optimization module. You can specify these parameters easily:

**Range:** Users can select value from 1 to 10. The number you selected will decide how many current programs can be optimized. E.g. select 4, then 4 applications that have been used recently may take the priority to use CPU.

**History List:** History list will show in the bottom of the window. Users can get detailed information of the history moments, and clear the lists by clicking the button "Clear".

## Smart Learning

Uniture Memory Booster can continually analyze the system running way and take the result as a reference to reclaim memory. To monitor the smart learning, you must specify these parameters:

**Interval:** Users can select the smart learning time interval among 1~60 minutes, one minute recommend.

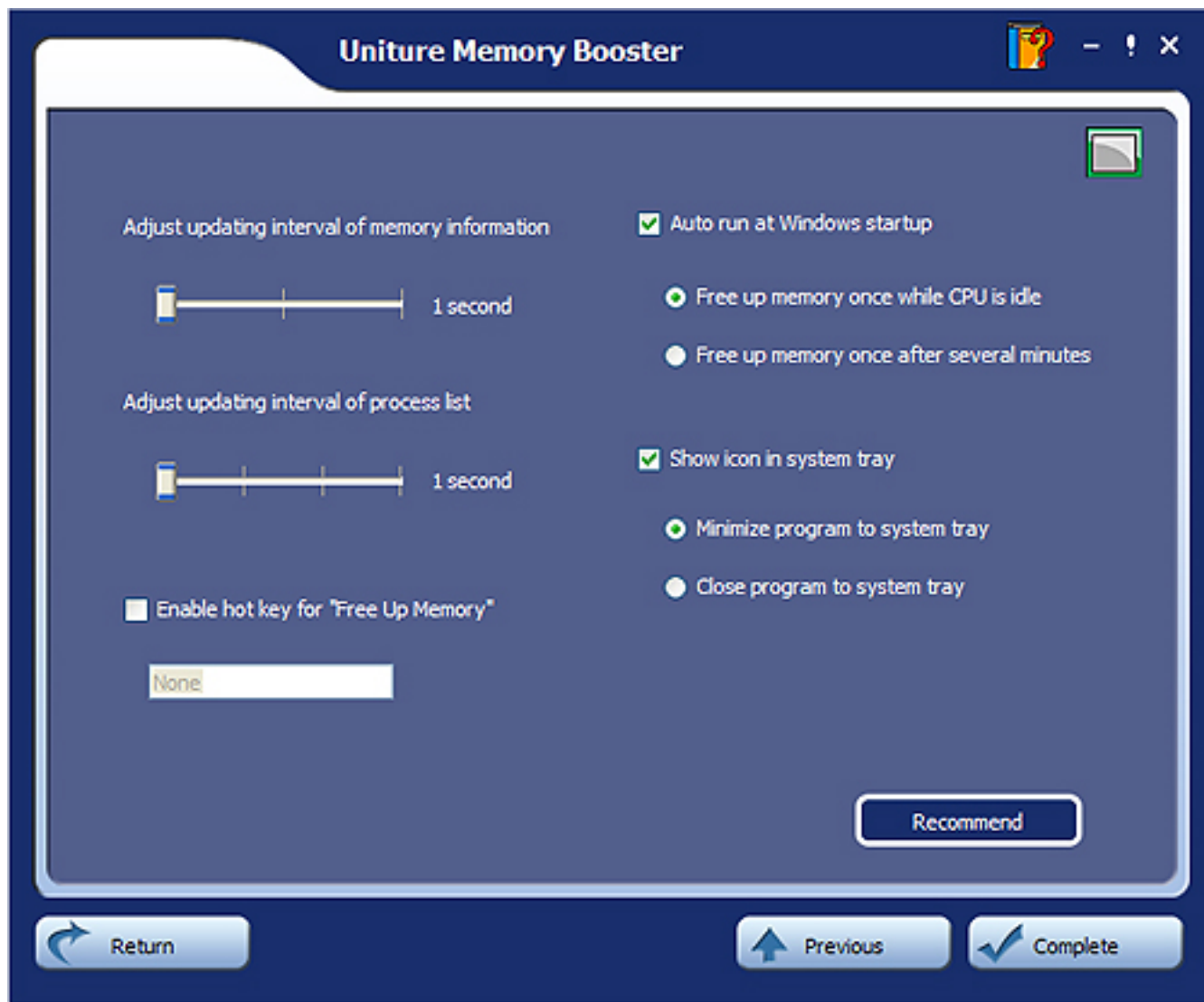
**Record:** Users can select a number among 1~30. (If you select 3, Memory Improve Ultimate will add the top 3 of the most frequently used processes in "Tune up History"), 5 processes recommend .

**Period:** Users can select a time period among 1~90 to keep data collected by intelligent analyzing module.

[www.unituresoft.com](http://www.unituresoft.com)

---

## Settings Window



**Adjust updating interval of memory information:** Set an interval among 1 ~ 3 second to refresh memory information.

**Adjust updating interval of process list:** Set an interval among 1 ~ 3 second to refresh memory information or refresh memory information by hand.

**Enable hot key for "Free Up Memory":** After checking the button, users can specify the key combination, and then Uniture Memory Booster will free up memory whenever you press the specified key combinations.

**Auto run at windows startup:** Tick the box to run Uniture Memory Booster on Windows startup.

Tick "Free up memory once while CPU is idle" or "Free up memory once after several minutes" to set up optimizing time at will while startup Windows.

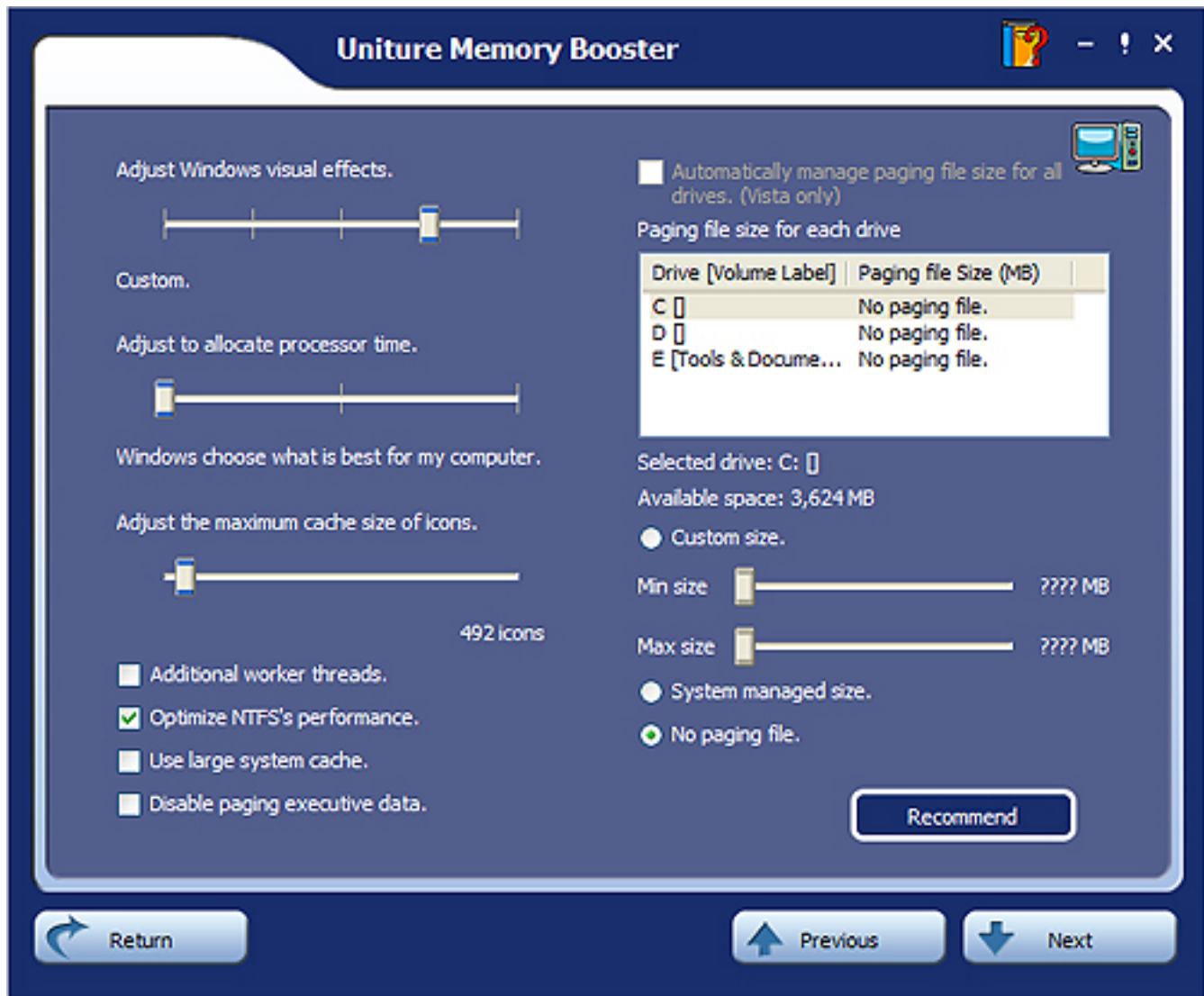
**Show icon in system tray:** Users can minimize or close program to system tray after checking the button.

**Recommend:** A default button designed for users who dislike setting the parameters. It can save much time to complete improving system.

[www.unituresoft.com](http://www.unituresoft.com)

---

## System Window



On System Window, users can adjust system performance by changing settings below:

**Adjust windows visual effects:** Users can move the glide bar to choose five situations at will, such as: best for my computer, best appearance, best performance, custom and balance appearance and performance.

**Adjust allocate processor time:** Users still can move the glide bar to choose three situations at will, such as: best for my computer, more processor time for applications and more processor time for background services.

**Adjust maximum cache size of icon:** Users can move the glide bar to choose the number of icons, it is among 82~8192 icons, and the recommend number is 2048

**Additional worker threads:** Increase additional critical and delayed worker threads.

**Optimize NTFS's performance:** Forbid NTFS to update the last-access timestamp on each directory when it lists the directories on an NTFS volume.

**Use large system cache:** Let the system maintain a large size file system cache.

**Disable paging executive data:** Do not use paging executive data when it not in use.

**Automatically manage pages file size for all drives:** this option available only in Windows Vista.

**Customer Size:** Adjust the slide bar to specify the initial size and maximum size in megabytes (MB) of the Virtual memory page file.

**No paging file:** Click to disable the paging file on this drive. Microsoft strongly recommends that you do not disable the paging file.

**Note:** The Default settings are suggested. It is NOT recommended to apply these settings blindly unless you are an advanced user or are confident of the function of each setting.

[www.unituresoft.com](http://www.unituresoft.com)

---

## About Uniture Software Corp.

**Uniture Software Corp.** is a software corporation founded in 2002. For years' developing, Uniture has become a leader of Windows Operating System domain. We are dedicating to developing high-tech products. Our working team is formed of professional engineers and excellent managers. And all of our products are backed up by our excellent team.

Still we have prominent customer service; any customers' question is our wealth. And we still offer 30-day money-back satisfaction guarantee, it can help users know more about our products.

### Contact us:

Address:

Uniture Software Corp.

588 W Imler Valley Rd

Henderson NorthCarolina 27594

USA

Email:

General contact: [support@unituresoft.com](mailto:support@unituresoft.com)

Sale contact: [sales@unituresoft.com](mailto:sales@unituresoft.com)

For further information, please visit [www.unituresoft.com](http://www.unituresoft.com)

[www.unituresoft.com](http://www.unituresoft.com)

## FAQs

### **Is online order secure?**

Yes, it is 100% secure. We promise the most secure purchase as we did for years. You can trust us.

### **How to report bugs?**

Please bugs or suggestions to [support@unituresoft.com](mailto:support@unituresoft.com). We will reply within 24 hours.

### **Is Technical Support provided?**

Yes, FREE technical support is provided for all registered users. If you have queries, suggestions or feedback, please feel free to contact our technical team:

[support@unituresoft.com](mailto:support@unituresoft.com)

### **How can I reinstall the program?**

If you are a registered user, just enter the license you had before, and then you could use it as usual.

### **Why is it so important?**

Memory is important because it's what keeps your computer running quickly. When you have a lot of programs running, which may consume all your memory, and then your computer has to use your hard disk for memory. Because hard disks are almost a hundred times slower than memory, your computer slows to a crawl when it runs out of memory. It also often becomes unstable.

### **Can Uniture Memory Booster make my system unstable?**

No. It increases the amount of available memory to applications. Your system will

become more stable.

### **What are the differences between free version and full version?**

Free version of the software can be downloaded for free which works effectively for maximum 14 free trials within 7 days. After 7 days the software expires and you need to purchase Full version of the software. A license for full functions of Uniture Memory Booster can be purchased for only **\$14.99**.

### **Will Uniture Memory Booster Speed Up My Computer?**

Uniture Memory Booster frees up more RAM memory, your computer would be able to process information faster.

### **Can Uniture Memory Booster free memory with hotkey?**

Of course, on **settings** tab, check "**Use hot key**", you may specify the key combination you wish to use, and click save button, then Uniture Memory Booster will free memory whenever you press the specified key combinations.

### **I have registered the software, but lost my registration details - what can I do now?**

It is very important that you save your original receipt (at least your order ID) or registration email. If it is lost, we will need the email address you used while registering, as we will send the registration details only to the registration email address.

### **How can I get additional support for Uniture Memory Booster?**

Please visit our [website](http://www.unituresoft.com) to get additional product information, help, and support.

[www.unituresoft.com](http://www.unituresoft.com)